

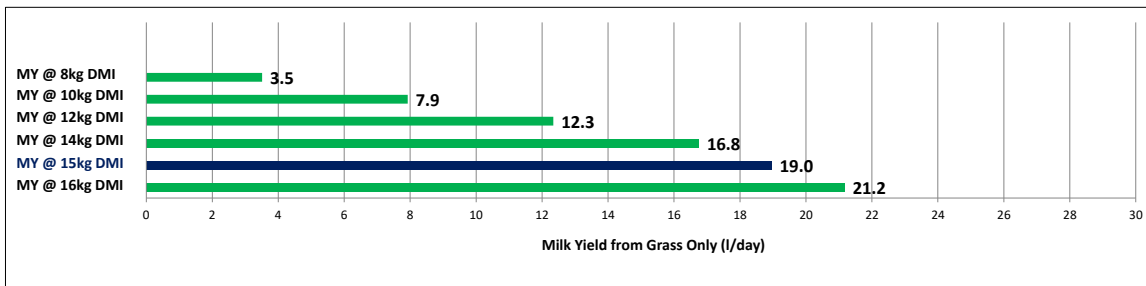
12-Aug-19  
 Week 33

**GrassWatch Report 2019:**

**Grass Quality**

	Minimum	Overall Average	Maximum
Dry Matter (%)	10.0	14.3	17.8
Est ME (MJ/kg DM)	10.4	11.7	12.6
Crude Protein (%)	16.5	24.7	32.8
NDF (%)	37	45	63
Oil A (%)	3.3	4.8	5.8
Sugars (%)	0.2	6.6	11.3

**Predicted Milk Yield From Grass Only: Based on Average Grass Energy**

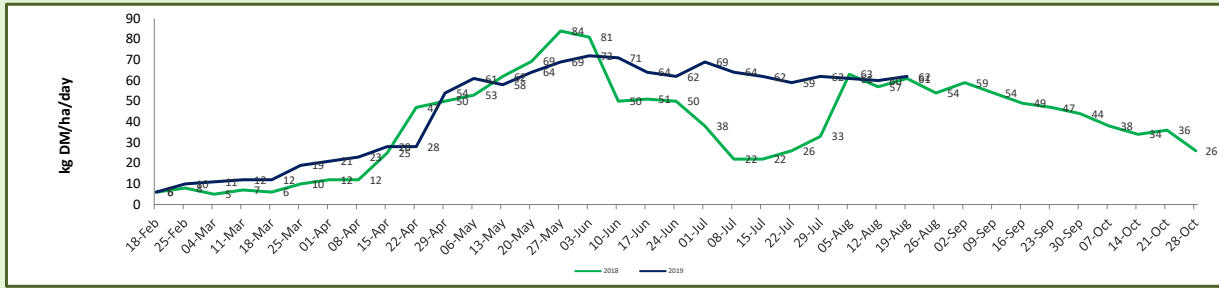


Energy from Grass @ 12kg DMI	140	MJ/day
Energy from Grass @ 15kg DMI	176	MJ/day
Energy required for 26 litres	213	MJ/day
Energy required for 30 litres	234	MJ/day

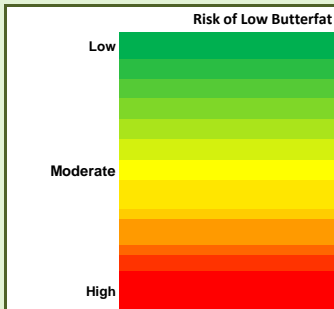
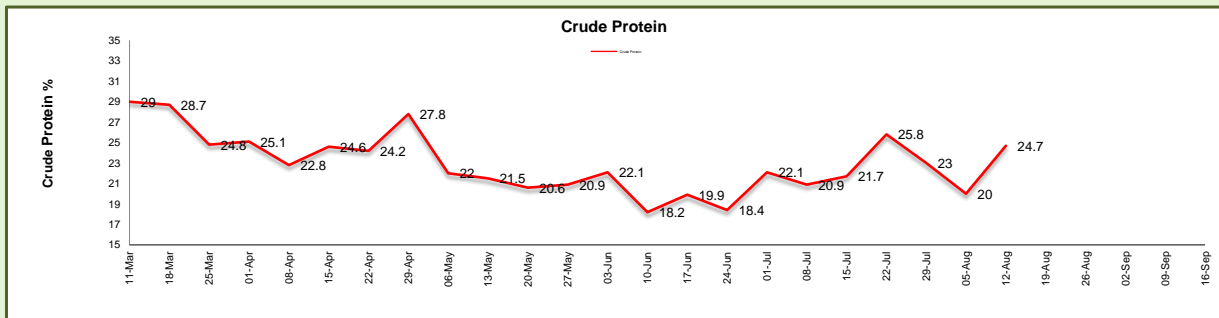
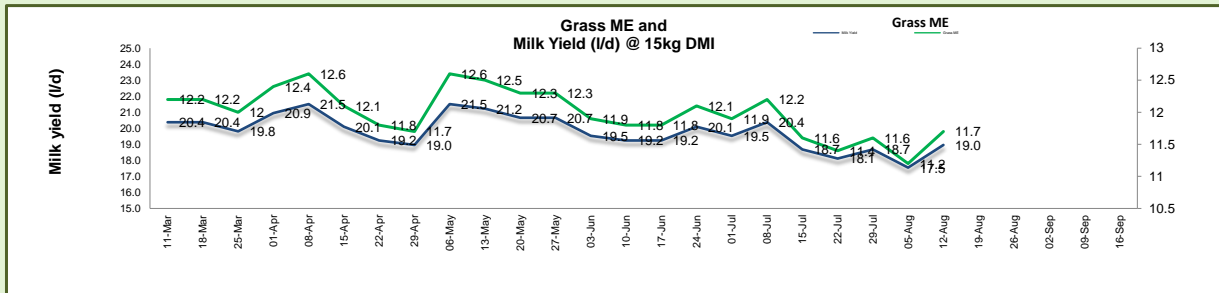
**Compound required (kg/d)**

	8kg DMI	10kg DMI	12kg DMI	14kg DMI	15kg DMI	16kg DMI
20 litres	8.1	5.9	3.8	1.6	0.5	0.0
22 litres	9.1	6.9	4.7	2.6	1.5	0.4
24 litres	10.1	7.9	5.7	3.6	2.5	1.4
26 litres	11.0	8.9	6.7	4.5	3.5	2.4
28 litres	12.0	9.9	7.7	5.5	4.4	3.4
30 litres	13.0	10.8	8.7	6.5	5.4	4.3

**Weekly Grass Growths (Pasturebase Ireland)**



**Weekly Grazing Information:**



	Average	Low Risk Boundary
RFC Intake	144	<140
Acid Load	36	<30
Fibre Index	195	>200
RUFAL Intake	16	<14

Rumen Protein Energy Balance of Grass (@15kgDMI)		
	Average	Target
NFEPB (g/kg DM)	86	<20
NFEPB (g/day)	1287	0-200
Grass Excess N	174	
Est Milk Loss (l/h/d)*	1.04	

\* Estimated milk loss from excess N in grass only